

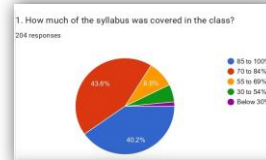
## Student Satisfaction Survey(2022-23)

### Parameters

### No. of students

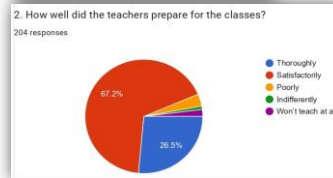
1.How much of the syllabus was covered in the class?

Below 30%	12
30 to 54%	18
55 to 69%	87
70 to 84%	81
85 to 100%	3



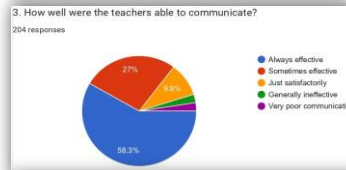
2. How well did the teachers prepare for the classes?

Indifferently	2
Poorly	6
Satisfactorily	135
Thoroughly	54
Won't teach at all	4



3. How well were the teachers able to communicate?

Very poor communication	5
Sometimes effective	54
Just satisfactorily	19
Generally ineffective	4
Always effective	118



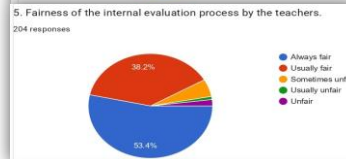
4. The teacher's approach to teaching can best be described as

<b>Good</b>	50
<b>Fair</b>	6
<b>Poor</b>	4
<b>Very Good</b>	82
<b>Excellent</b>	59



5. Fairness of the internal evaluation process by the teachers.

Always fair	108
Sometimes unfair	11
Unfair	4
Usually fair	76
Usually unfair	2



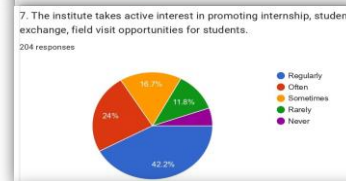
6. Was your performance in assignments discussed with you?

Never	5
Usually	69
Rarely	10
Occasionally/Sometimes	30
Every time	87



7. The institute takes active interest in promoting internship, student exchange, field visit opportunities for students.

Never	11
Often	49
Rarely	21
Regularly	86
Sometimes	34



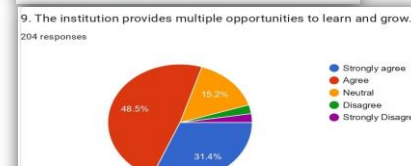
8. The teaching and mentoring process in your institution facilitates you in cognitive, social and emotional growth.

Marginally	7
Moderately	31
Not at all	10
Significantly	58
Very well	95

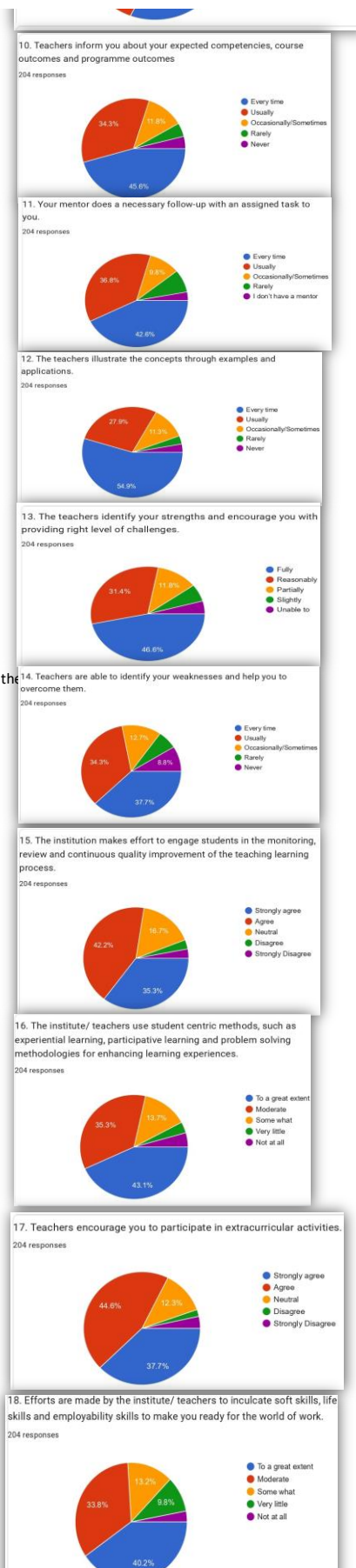


9. The institution provides multiple opportunities to learn and grow.

Agree	98
Disagree	5
Neutral	30
Strongly agree	63
Strongly Disagree	5



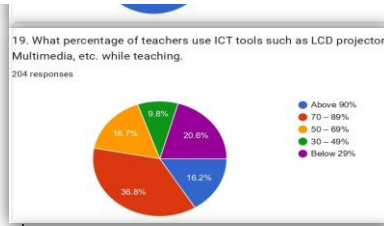
10. Teachers inform you about your expected competencies, course outcomes and programme outcomes	
Usually	70
Rarely	8
Occasionally/Sometimes	23
Never	8
Every time	92
11. Your mentor does a necessary follow-up with an assigned task to you.	
Usually	75
Rarely	15
Occasionally/Sometimes	19
I don't have a mentor	6
Every time	86
12. The teachers illustrate the concepts through examples and applications	
Usually	56
Rarely	6
Occasionally/Sometimes	22
<b>Never</b>	6
Every time	111
13. The teachers identify your strengths and encourage you with providing right level of challenges.	
Fully	94
Partially	24
Reasonably	64
Slightly	10
Unable to	9
14. Teachers are able to identify your weaknesses and help you to overcome them	
Every time	
<b>Never</b>	17
Occasionally/Sometimes	25
Rarely	13
Usually	70
15. The institution makes effort to engage students in the monitoring, review and continuous quality improvement of the teaching learning process.	
Agree	86
Disagree	6
Neutral	32
Strongly agree	7
Strongly Disagree	6
16. The institute/ teachers use student centric methods, such as experiential learning, participative learning and problem solving methodologies for enhancing learning experiences.	
Moderate	72
Not at all	9
Some what	27
To a great extent	87
Very little	7
17. Teachers encourage you to participate in extracurricular activities.	
Agree	91
Disagree	4
Neutral	23
Strongly agree	76
Strongly Disagree	7
18. Efforts are made by the institute/ teachers to inculcate soft skills, life skills and employability skills to make you ready for the world of work.	
Moderate	68
Not at all	6
Some what	26
To a great extent	81
Very little	20



19. What percentage of teachers use ICT tools such as LCD projector, Multimedia, etc. while teaching.

- 30 – 49%
- 50 – 69%
- 70 – 89%
- Above 90%
- Below 29%

- 20
- 34
- 74
- 32
- 41



20. The overall quality of teaching-learning process in your institute is very good.

- Agree
- Disagree
- Neutral
- Strongly agree
- Strongly disagree

- 98
- 6
- 39
- 56
- 3

